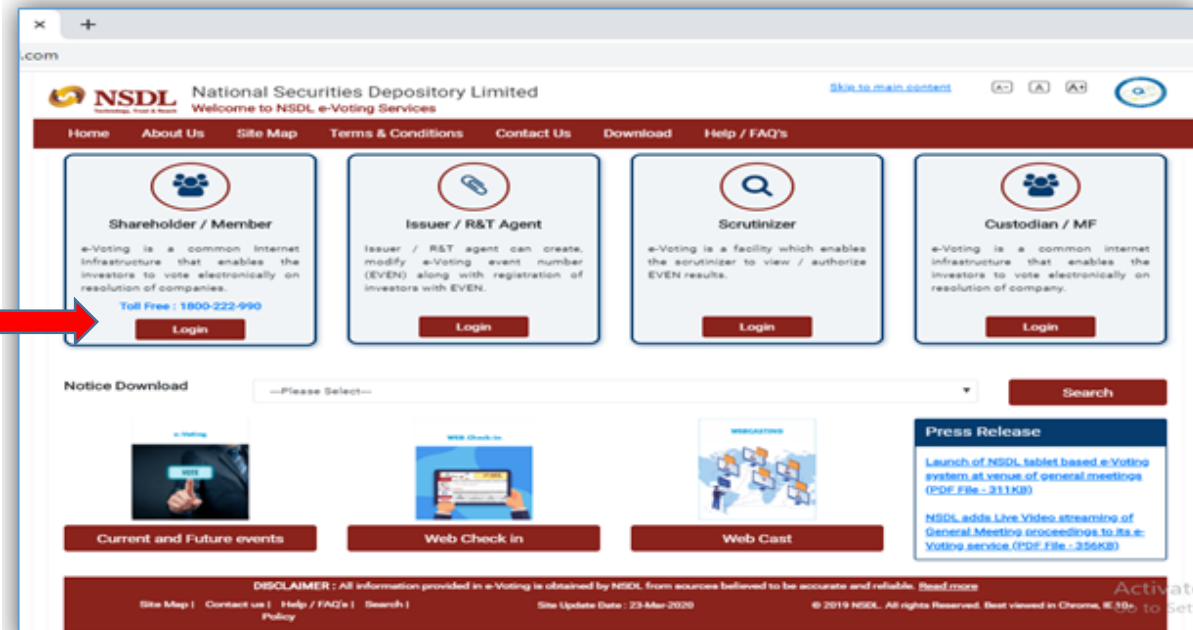


HOW TO ATTEND ANNUAL GENERAL MEETING Of Bharat Co-Operative Bank (Mumbai) Ltd.

AGM starts at 11:00 a.m. We request you to login **atleast 45 minutes** early.

Step 1: Please Visit www.evoting.nsdl.com

Step 2: Click on Login to Shareholder / Member as shown below:



The screenshot shows the NSDL e-Voting Services homepage. The navigation bar includes Home, About Us, Site Map, Terms & Conditions, Contact Us, Download, and Help / FAQ's. There are four main service tiles: Shareholder / Member, Issuer / R&T Agent, Scrutinizer, and Custodian / MF. A red arrow points to the 'Login' button under the 'Shareholder / Member' tile. Below the tiles is a 'Notice Download' section with a search bar and a 'Press Release' section with a search bar. The footer contains a disclaimer, site map, contact us, help / FAQ's, search, policy, site update date (23-Mar-2020), and copyright information (© 2019 NSDL).

Step 3: After selecting the Shareholder / Member option the below screen will appear.




The screenshot shows the 'Shareholders/Members Login' page. The form includes fields for User Id (114937204600), Login Type (Password selected), Verification Code (156644), and Password. There is a 'Use Virtual Keyboard' option and a 'Shuffle On' button. The page also features a 'Play Audio' button, a checkbox for 'I hereby agree to all Terms and Conditions', and 'Login' and 'Reset' buttons. Links for 'Forgot User Details/Password?' and 'Physical User Reset Password?' are provided. The footer contains copyright information (© 2011 National Securities Depository Limited) and site navigation links.


Please Fill in with the details as per the SMS sent by Bharat Bank:

- Enter User Id as: **114937xxxxxx** (where xxxxxx stands for your Membership No.)
- Select Login Type as : Password
- Enter Captcha /letters / Text as shown in the screen
- Enter Password
- Tick (✓) Terms & Conditions
- Click on Login,

On click of Login the below screen will appear:



Step 4: Select Active E-voting Cycles as shown below:



Step 5: On selecting e-Voting the below screen will appear:



The screenshot shows the NSDL e-Voting portal interface. At the top, there is a header with the 'e-Voting' logo and the NSDL logo. Below the header, a navigation bar contains links for Home, e-Voting, User Profile, News&Results, and Logout. The main content area is titled 'e-Voting' and features a section 'View e-Voting Cycles / VC or OAVM'. This section contains a table with the following data:

EVEN	ISIN	Company Name	Start Date	End Date	Result Date	Cut-Off Date	Holdings On Record Date	e-Voting Status	Join General Meeting	AGM Docs
108080	IND960A01029	TEST EVEN	09-06-2020 1:00	18-06-2020 15:00	24-06-2020	25-01-2016	10.000	Vote Pending	VC/OAVM	

Step 6: Click on link VC/OAVM under Join General Meeting column as shown below:



This screenshot is identical to the one above, but with a red arrow pointing to the 'VC/OAVM' link in the 'Join General Meeting' column of the table.

EVEN	ISIN	Company Name	Start Date	End Date	Result Date	Cut-Off Date	Holdings On Record Date	e-Voting Status	Join General Meeting	AGM Docs
108080	IND960A01029	TEST EVEN	09-06-2020 1:00	18-06-2020 15:00	24-06-2020	25-01-2016	10.000	Vote Pending	VC/OAVM	

Step 7: On selecting VC/OAVM the below screen will appear:

The screenshot shows the NSDL Demo interface. At the top left is the NSDL logo with the tagline "Technology, Trust & Reach". To the right, it says "NSDL Demo". The main content area is divided into two sections. On the left is a video player with a black background and white text that reads "LIVE STREAMING OF GENERAL MEETING IS SCHEDULED TO COMMENCE SHORTLY". A play button is visible in the center of the video player, and a red arrow points to it from a callout box below. On the right is a form titled "Ask Questions" with three input fields: "Demat Account Number/Folio Number", "Name", and "Question". Below these fields is a blue "Send Question" button. At the bottom of the interface, there is a section titled "User Guidelines/Compatibility" with three numbered items:

- 1) All you need is a computer with an Internet connection (high speed service such as DSL or cable works best) and speakers
- 2) Compatible Browser list: Google Chrome 50 | Microsoft Edge | Internet Explorer 10 & above | Firefox | Safari | Opera
- 3) Video Buffering/Video Stuck but not audible: Check on the Internet Connection. Check whether you have sufficient bandwidth for viewing the Same. To check whether if

**Please click on Play Button
to view AGM**